

**HIGH PLAINS METROPOLITAN DISTRICT**  
 Budget Workshop and Special Meeting (via Teleconference)  
 Tuesday, October 20, 2020, at 6:00 p.m.  
[www.highplainsmetro.org](http://www.highplainsmetro.org)

Shawn McGoff, President	Term to May 2022
Josie O’Neill, Treasurer	Term to May 2022
Jill Shadwell, Secretary	Term to May 2023
Maria Elena Daniels, Assistant Secretary	Term to May 2022
Vacant	Term to May 2023

*Due to Executive Orders issued by Governor Polis, and Public Health Orders implementing the Executive Orders issued by the Colorado Department of Health and Environment, and the risk posed by COVID 19, this meeting will be held via teleconferencing and can be joined through the directions below:*

<https://zoom.us/j/99880617117?pwd=Vml2UkVLam5aYWR0SDBybzg5SEZzQT09>

Meeting ID: 998 8061 7117

Passcode: 112536

Call-in Number: 720-707-2699

**NOTICE OF SPECIAL MEETING AND AGENDA**

1. Call to Order
2. Declaration of Quorum/ Conflict of Interest Disclosures
3. Agenda Revisions, Approval
4. Public Comment – Members of the public may express their views to the Board on matters that affect the District. Comments will be limited to three (3) minutes. Please sign in. As a general practice, the Board will not discuss/debate these items, nor will the Board make any decisions on items presented during this time, rather it will refer the items for follow up.
5. Property and Liability Insurance Overview (15 Minutes)
6. Financial Report/Financial Matters
  - a. 2021 Budget Workshop (1.5 Hours)
  - b. Other Financial Matters
7. Schedule Work Session to Discuss Vendor RFP Process
8. Adjournment

2020 Regular Meetings	Meeting Location
Third Thursday of each month at 6:00 p.m.	Blackstone Country Club 7777 S. Country Club Parkway Aurora, CO 80016



**Colorado Special Districts  
Property and Liability Pool**

**Named Member:**

High Plains Metropolitan District  
c/o White, Bear, Ankele, Tanaka, & Waldron  
2154 E. Commons Avenue, Suite 2000  
Centennial, CO 80122

**Broker of Record:**

T. Charles Wilson Insurance Service  
384 Inverness Parkway  
Suite 170  
Englewood, CO 80112

Coverage No.	Entity ID	Effective Date	Expiration Date	Invoice Date
POL-0002507	60621	1/1/2020	EOD 12/31/2020	12/4/2019

Coverage	Contribution
Hired Auto Physical Damage	\$ 65.00
Non-Owned Auto Liability	\$ 132.00
Excess	\$1,250.00
General Liability	\$2,651.00
Property	\$19,445.00
Equipment Breakdown	\$ 331.00
No-Fault Water/Sewer Backup	\$ 312.00
Crime	\$ 135.00
Public Officials Liability	\$1,163.00
Pollution	\$ 0.00
<b>Total Contribution</b>	<b>\$25,484</b>

*The following discounts are applied (Not applicable to minimum contributions):*

*8% Multi Program Discount for WC Program Participation*

**Please include a copy of the invoice with your check.**

**Please Remit Payment to:**

Colorado Special Districts Property and Liability Pool  
PO Box 1539  
Portland, OR 97207-1539

**Payment Due Upon Receipt**

**Payment evidences acceptance of this coverage. NOTE: Terms of the Intergovernmental Agreement require timely payment to prevent automatic cancellation of coverage. Only the Colorado Special Districts Property and Liability Pool Board of Directors can extend the cancellation provision.**

**Public Entity Liability and Auto Physical Damage Certificate Holder Declaration**

**Master Coverage Document Number:** PEL 01 01 20

**Certificate Number:** POL-0002507

**Named Member:**

High Plains Metropolitan District  
c/o White, Bear, Ankele, Tanaka, & Waldron  
2154 E. Commons Avenue, Suite 2000  
Centennial, CO 80122

**Coverage Period:** 1/1/2020 to EOD 12/31/2020

**Broker of Record:**

T. Charles Wilson Insurance Service  
384 Inverness Parkway  
Suite 170  
Englewood, CO 80112

Coverage is provided only for those coverages indicated below for which a contribution is shown.

Coverage	Per Occurrence Limit	Annual Aggregate Limit	Deductible	Contribution
<b>Public Entity Liability Coverage including:</b>	\$2,000,000	None		
General Liability	Included	None	\$2,500	\$2,651
Medical Payments - Premises	\$10,000	None	None	Included
Employee Benefits Admin. Liability	Included	None	\$2,500	Included
Public Officials Liability	Included	None	\$1,000	\$1,163
Employment Practices Liability	Included	None	*\$100,000	Included
Pre Loss Legal Assistance	\$3,500	\$7,000	None	Included
No-Fault Water & Sewer Backup	\$10,000 Per Premises, \$200,000 Per Occurrence	***\$1,000,000	\$5,000	\$312
Cyber Liability	\$200,000	**\$200,000	\$1,000	Included
Fiduciary Liability	\$200,000	**\$200,000	\$1,000	Included
Excess Liability - Coverage agreements A,B,C,D	\$5,000,000	None	None	\$1,250
Auto Liability	No Coverage	No Coverage	N/A	No
Medical Payments – Auto	No Coverage	No Coverage	N/A	No
Non-Owned/Hired Auto Liability	Included	None	None	\$132
Uninsured/Underinsured Motorist	No Coverage	No Coverage	N/A	No
<b>Auto Physical Damage†</b>	No Coverage	No Coverage	N/A	No
Hired Auto Physical Damage	\$50,000	N/A	\$500/\$500	\$65
Auto Physical Damage - Employee Deductible Reimbursement	\$2,500	N/A	None	Included

**Total Contribution** 5,573.00


\*Employment Practices Liability Deductible: 50% of loss including Indemnity and Legal Expenses subject to a maximum deductible of \*\$100,000 each occurrence.

\*\*A \$1,000,000 All Member Annual Aggregate Limit shall apply to: Cyber Liability and Fiduciary Liability.

\*\*\*No-Fault Water & Sewer Backup has \$1,000,000 All Member Annual Aggregate Limit.

**Additional Endorsements applicable to Member:**

**This Certificate Holder Declaration is made and is mutually accepted by the CSD Pool and the Named Member subject to all terms which are made a part of the Public Entity Liability Coverage Document. This Certificate represents only a brief summary of coverages. Please refer to the Master Coverage Document for actual coverage, terms, conditions, and exclusions.**

Countersigned by:   
Authorized Representative

Date: 12/4/2019

## Property Certificate Holder Declaration

**Master Coverage Document Number:** CSD Pool 1/1/2020 – 12/31/2020

**Certificate Number:** POL-0002507

**Coverage Period:** 1/1/2020 to EOD 12/31/2020

**Named Member:**

High Plains Metropolitan District  
c/o White, Bear, Ankele, Tanaka, & Waldron  
2154 E. Commons Avenue, Suite 2000  
Centennial, CO 80122

**Broker of Record:**

T. Charles Wilson Insurance Service  
384 Inverness Parkway  
Suite 170  
Englewood, CO 80112

**Limit of Coverage per Occurrence:**

\$10,099,322 Reported Buildings, Personal Property, Other Scheduled Items, and EDP per Schedule.

\$250,000 Business Income including Extra Expense/Rental Income unless a higher limit is specified on Schedule.

\$40,000 Inland Marine Scheduled items.

\$0 Excess of \$2,000,000 Earthquake Limit per occurrence and annual aggregate per Property Schedule.

\$0 Excess of \$2,000,000 Flood Limit per occurrence and annual aggregate per Property Schedule.

Flood Zone A and Flood Zone V are subject to \$50,000,000 per occurrence and all member annual aggregate limit.

**Locations Covered:** Per Schedules on file. Property in Course of Construction must be shown on the Schedule to be covered.

**Report of Values:** Annual Statement of Values must be submitted and additions/deletions are to be reported as they occur.

**Perils Covered:** Risk of Direct Physical Loss subject to the terms, conditions, and exclusions in the Master Property Coverage Document.

**Deductibles:** \$5,000 Per Occurrence, except where noted on Member's Schedules

Earthquake - 2% Per Occurrence of the value of the covered damaged property at the time of loss, subject to a \$5,000 minimum and \$50,000 maximum.

Flood - 2% Per Occurrence of the value of the covered damaged property at the time of loss, subject to a \$5,000 minimum and \$50,000 maximum.

**Contribution:** \$19,445


**Additional Endorsements applicable to Member:**

CD Waiver 01 01 20

Hail Deductible 01 01 20

**This Certificate Holder Declaration is made and is mutually accepted by the CSD Pool and the Named Member subject to all terms which are made a part of the Property Coverage Document. This Certificate represents only a brief summary of coverages. Please refer to the Master Coverage Document for actual coverage, terms, conditions, and exclusions.**

Countersigned by:



Authorized Representative

## Equipment Breakdown Declarations

**Master Coverage Document Number:** CSD Pool EB 01 01 19

**Certificate Number:** POL-0002507

**Coverage Period:** 1/1/2020 to EOD 12/31/2020

**Named Member:**

High Plains Metropolitan District  
c/o White, Bear, Ankele, Tanaka, & Waldron  
2154 E. Commons Avenue, Suite 2000  
Centennial, CO 80122

**Broker of Record:**

T. Charles Wilson Insurance Service  
384 Inverness Parkway  
Suite 170  
Englewood, CO 80112

**Covered Equipment:**

Equipment that (1) generates, transmits or utilizes energy, including electronic communications and data processing equipment; or (2) which during normal usage, operates under vacuum or pressure, other than the weight of its contents.

**Locations:**

Property must be at a location described in the Named Member's current Schedule of Property on file with the CSD Pool and must be owned, leased, or operated under the control of the Member District.

**Equipment Breakdown Limit:** \$737,466 Scheduled Property

**Sub Limits:**


Newly Acquired Locations (90 Days Reporting)	\$2,500,000
Business Income / Extra Expense	\$1,000,000
Expediting Expenses	\$1,000,000
Rental Income	\$1,000,000
Demolition & Increased Cost of Construction	\$1,000,000
Off-Premises Equipment Breakdown	\$500,000
Service Interruption	\$250,000
Hazardous Substances	\$250,000
Perishable Goods	\$250,000
Data Restoration	\$250,000
Green Property Upgrade	\$100,000
Public Relations Coverage	\$5,000

**Deductible:** \$1,000 per Occurrence

**Contribution:** \$331

**This Equipment Breakdown Declarations is made and is mutually accepted by the CSD Pool and the Member District subject to all terms which are made a part of the Equipment Breakdown Coverage Document. This Certificate represents only a brief summary of coverages. Please refer to the Equipment Breakdown Coverage Document for actual coverage, terms, conditions, and exclusions.**

Countersigned by: \_\_\_\_\_



Authorized Representative

**Comprehensive Crime Certificate Holder Declaration**

**Master Coverage Document Number:** CR 00 26 11 15  
**Certificate Number:** POL-0002507

**Named Member:**

High Plains Metropolitan District  
 c/o White, Bear, Ankele, Tanaka, & Waldron  
 2154 E. Commons Avenue, Suite 2000  
 Centennial, CO 80122

**Insurer:** Fidelity and Deposit Company of Maryland  
**Coverage Period:** 1/1/2020 to EOD 12/31/2020

**Broker of Record:**

T. Charles Wilson Insurance Service  
 384 Inverness Parkway  
 Suite 170  
 Englewood, CO 80112

**Covered ERISA Plan:**

**Covered Designated Agent(s):**


**Coverage Limits:**

<b>Public Employee Dishonesty Coverage:</b>	\$5,000
Limit is Per Loss	
Faithful Performance of Duty	
Officers, Directors, and Trustees	
Welfare and Pension Plan ERISA Compliance if Covered Plan is shown	
Volunteer Workers as Employees	
<b>Forgery or Alteration Coverage:</b>	\$5,000
<b>Theft, Disappearance, and Destruction Coverage:</b>	\$5,000
Inside Premises	
Outside Premises	
<b>Computer and Funds Transfer Fraud Coverage:</b>	\$5,000
<b>Debit, Credit or Charge Card Forgery Coverage:</b>	\$5,000
<b>Money Orders and Counterfeit Paper Currency Coverage:</b>	\$5,000
<b>Fraudulent Impersonation Coverage:</b>	\$5,000
<b>Crime Deductible:</b>	\$100
<b>Fraudulent Impersonation Deductible:</b>	20% of Fraudulent Impersonation Limit
<b>Contribution:</b>	\$135

**Policy Forms:**

- CR 00260506 Government Crime Policy
- CR 25070300 Include Specified Directors or Trustees on Committee as Employees
- CR 25080300 Include Specified Non-Compensated Officers as Employees
- CR 25090300 Include Volunteer Workers as Employees
- CR 25190506 Add Faithful Performance of Duty
- CR 25120300 Include Treasurers or Tax Collectors as Employees
- CR 02151104 Colorado Changes
- CR 25200300 Debit, Credit or Charge Card Forgery
- CR 25020506 Include Designated Agents as Employees, when listed
- CR 04171115 Fraudulent Impersonation

**This Certificate Holder Declaration is made and is mutually accepted by the CSD Pool and the Named Member subject to all terms which are made a part of the Master Comprehensive Crime Policy. This Certificate represents only a brief summary of coverages. Please refer to the Master Policy Document for actual coverage, terms, conditions, and exclusions.**

Countersigned by:  \_\_\_\_\_  
 Authorized Representative

## Identity Recovery Certificate Holder Declaration

**Master Coverage Policy Number:**  
Colorado Special Districts 2009 CP IDR Form 01 01 20

**Insurer:**  
The Hartford Steam Boiler Inspection  
and Insurance Company

**Certificate Number:** POL-0002507

**Coverage Period:** 1/1/2020 to EOD 12/31/2020

**Named Member:**  
High Plains Metropolitan District  
c/o White, Bear, Ankele, Tanaka, & Waldron  
2154 E. Commons Avenue, Suite 2000  
Centennial, CO 80122

**Broker of Record:**  
T. Charles Wilson Insurance Service  
384 Inverness Parkway  
Suite 170  
Englewood, CO 80112

**Member:**

All permanent employees and District Board members participating in the Colorado Special Districts Property and Liability Pool; Special District Association of Colorado staff and Board of Directors.

**Coverage:**

Reimbursement coverage for expenses arising from a defined "Identity Theft" event. Including: legal fees for answer of civil judgements and defense of criminal charges; phone, postage, shipping fees; notary and filing fees; credit bureau reports; lost wages; child/elder care and mental health counseling.

This coverage does not reimburse the member for monies stolen or fraudulently charged to the member, and excludes loss arising from the member's fraudulent, dishonest or criminal act.

**Annual Aggregate Limit per Member:** \$35,000

Case Management Service Expenses - does not reduce the limit available

Legal Costs - reduces the limit available

**Sub Limits:**

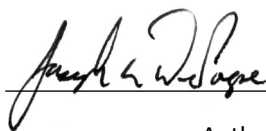
\$5,000	Lost Wages and Child/Elder Care
\$1,000	Mental Health Counseling
\$1,000	Miscellaneous Expenses

**Coverage Trigger:** Coverage is provided on a discovery basis with a 60-day reporting requirement

**Claims:** For Recovery Assistance and Counseling, please call 1-800-945-4617

This Certificate Holder Declaration is made and is mutually accepted by the CSD Pool and the Named Member subject to all terms which are made a part of the Identity Recovery Coverage Policy. This Certificate represents only a brief summary of coverages. Please refer to the Master Coverage document for actual coverage, terms, conditions, and exclusions.

Countersigned by:



Authorized Representative

Date: 12/4/2019

## Environmental Legal Liability Certificate Holder Declaration

**Master Policy Number:** ER00A9V19

**Certificate Number:** POL-0002507

**Named Member:**

High Plains Metropolitan District  
c/o White, Bear, Ankele, Tanaka, & Waldron  
2154 E. Commons Avenue, Suite 2000  
Centennial, CO 80122

**Insurer:** Aspen Specialty Insurance Company

**Coverage Period:** 1/1/2020 to EOD 12/31/2020

**Broker of Record:**

T. Charles Wilson Insurance Service  
384 Inverness Parkway  
Suite 170  
Englewood, CO 80112

**Claims-Made Coverage:**

1. **First Party Protection:** For coverages 1.a – 1.d, the pollution incident must be first discovered by the responsible insured and reported to the insurer during the policy period.
  - a. **Clean up:** Covers clean-up costs resulting from a pollution incident on, at, under, or migrating from or through an insured location.
  - b. **Emergency Response:** Covers emergency response cost resulting from a
  - c. **Pollution Incident:** (i) on, at, under or migrating from or through an insured location; (ii) caused by transportation; or (iii) caused by covered operations.
  - d. **Environmental Crisis:** Covers crisis cost resulting from a crisis event.
  - e. **Business Interruption:** Covers business interruption cost and extra expense incurred by the insured and solely and directly by a pollution incident on, at or under an insured location, provided the pollution incident results in clean-up cost covered by this policy.
  
2. **Legal Liability Protection:** For coverages 2.a – 2.d, the claim for damages because of such bodily injury or property damage, or a claim for such clean-up cost, is first made against an insured and reported to the insurer during the policy period.
  - a. **Insured Location:** Covers sums the insured becomes legally obligated to pay: (1) as damages because of bodily injury or property damage; or (ii) for clean-up costs, resulting from a pollution incident on, at under, or migrating from or through an insured location.
  - b. **Non-owned Site:** Covers sums the insured becomes legally obligated to pay (1) as damages because of bodily injury or property damage; or (ii) for clean-up costs, resulting from a pollution incident on, at under, or migrating from or through any non-owned site.
  - c. **Transportation:** Covers sums the insured becomes legally obligated to pay (1) as damages because of bodily injury or property damage; or (ii) for clean-up costs, resulting from a pollution incident caused by transportation.
  - d. **Covered Operations:** Covers sums the insured becomes legally obligated to pay (1) as damages because of bodily injury or property damage; or (ii) for clean-up costs, resulting from a pollution incident caused by covered operations or completed operations.

**Limits of Liability:**      \$1,000,000 Each Pollution Incident  
   \$5,000,000 Total Policy and Program Aggregate – Shared All Members Sublimits:  
   \$500,000 Environmental Crisis Aggregate  
   \$250,000 Business Interruption Aggregate  
   \$100,000 Perfluorinated Compounds Aggregate



**Member Deductible:** \$1,000 Each Pollution Incident

**Retroactive Date:** January 1, 2009 (unless otherwise specified)

**Defense Costs:** Legal defense expenses and settlement shall erode the Limits of Liability

**Partial List of Exclusions:**

Asbestos, Contractual Liability, Criminal Fines and Criminal Penalties, Cross Liability (Insured vs. Insured), Damage to Insured's Product/Work, Divested Property, Employers Liability, Fraud or Misrepresentation, Intentional Non-Compliance, Internal Expenses, Known Conditions, Lead-Based Paint, Material Change in Risk, Non-Owned Disposal Sites, Underground Storage Tanks and Above Ground Storage Tanks excluded unless scheduled, Vehicle Damage, War or Terrorism, Workers Compensation, Lead at all gun or shooting ranges, Maintenance, Upgrades, Improvements or Installations where required by law, Microbial Matter with carveback for sudden and accidental water intrusion; 10-day discovery period/30 day reporting period, Prior Claims

**Policy Forms:**

ASPENV110 06 17	Environmental Legal Liability Policy
ASPENV098 11 17	Cap on Losses from Certified Acts of Terrorism
ASPENV340 05 17	Insured Location(s) Schedule Endorsement A
SPENV310 05 17	Known Conditions Exclusion Endorsement
ASPENV316 05 17	Legal Expense Aggregate Limit of Liability Endorsement A
SPENV117 11 17	Self-Insured Retention Aggregate (Erosion by Underlying Policies) A
SPENV117 11 17	Sewage Back-up Deductible Amendatory Endorsement A
SPENV117 11 17	Perfluorinated Compounds, Sublimit and Retroactive Date Amendatory Endorsement
ASPENV117 11 17	Cancellation Amendatory Endorsement A
SPENV117 11 17	Microbial Matter Exclusion Endorsement
ASPENV117 11 17	Maintenance, Upgrade, Improvements Or Installations Exclusion Endorsement
ASPENV117 11 17	Retroactive Date All Coverage Endorsement
ASPENV117 11 17	Insured Location/Acquired Property Endorsement
ASPENV117 11 17	Public Entity Amendatory Endorsement
ASPENV117 11 17	Minimum Earned Premium Endorsement
ASPENV341 05 17	Named Insured Schedule Endorsement
ASPENV117 11 17	Nuclear, Biological, Chemical, or Radiological Terrorism Exclusion
ASPENV003 05 17	Other Insurance Condition Amendatory Endorsement
ASPER334 01 14	Prior Claim Exclusion Endorsement
ASPENV338 11 17	Schedule of Crisis Management Firms Endorsement
ASPENV431 11 17	Aspen Environmental Emergency Response Hotline
SNCO 0314	Colorado Surplus Lines Notice

**Additional Endorsements Applicable to Named Member:**

**This Certificate Holder Declaration is made and is mutually accepted by the CSD Pool and the Named Member subject to all coverage terms under the Pollution Liability Policy #EV00A9V19 issued by Aspen Specialty Insurance Company. This Certificate represents a brief summary of coverages. Please refer to the Master Coverage Document for all coverage terms, conditions and exclusions.**

Countersigned by:  \_\_\_\_\_  
Authorized Representative

<b>Named Member:</b> High Plains Metropolitan District	<b>Property Form No:</b> CSD Pool 1/1/2020 – 12/31/2020
<b>Certificate Number:</b> POL-0002507	<b>Effective Date of Endorsement:</b> 1/1/2020
<b>Issued By:</b> Colorado Special Districts Property and Liability Pool	

This endorsement modifies the coverage provided under the following:

**PROPERTY COVERAGE  
COSMETIC DAMAGE WAIVER  
PLEASE READ IT CAREFULLY**

The following is added to SECTION 4 COVERAGE:

**AB. COSMETIC DAMAGE WAIVER**

The above **Member District** agrees to the following with respect to loss or damage by wind and/or hail to a building or structure identified in the **Member District** property schedule on file with the Pool.

The **Pool** will not pay for cosmetic damage to roof surfacing caused by wind and/or hail. For purposes of this endorsement:

- Roof surfacing means the shingles, tiles, cladding, metal or synthetic sheeting or similar materials covering the roof and includes all materials used in securing the roof surface and all materials applied to or under the roof surface for moisture protection, as well as roof flashing, vent covers and gutters.
- Cosmetic damage means that the wind and/or hail caused marring, pitting or other superficial damage that altered the appearance of the roof surfacing, but such damage does not prevent the roof from continuing to function as a barrier to entrance of the elements to the same extent as it did before the cosmetic damage occurred.

However, this Cosmetic Damage Waiver shall not apply to cosmetic damage to the front entry, areas of roof surfacing visibly apparent to a pedestrian from the street or sidewalk composing less than 25% of the roof area of a **Member District's** scheduled building or structure. The **Pool** will pay for cosmetic damage to such areas, limited to less than 25% of the roof area of the scheduled building or structure, subject to all other terms, conditions and exclusions of this Coverage Document.

<b>Named Member:</b> High Plains Metropolitan District	<b>Property Form No:</b> CSD Pool 1/1/2020 – 12/31/2020
<b>Certificate Number:</b> POL-0002507	<b>Effective Date of Endorsement:</b> 1/1/2020
<b>Issued By:</b> Colorado Special Districts Property and Liability Pool	

This endorsement modifies coverage provided under the following:

**PROPERTY COVERAGE**  
**HAIL DEDUCTIBLE**  
**PLEASE READ IT CAREFULLY**

The following is added to SECTION 2 DEDUCTIBLE:

**E. HAIL DEDUCTIBLE**

The above **Member District** agrees to the following with respect to loss or damage caused by hail to a building or structure identified in the **Member District** property schedule on file with the Pool.

The Pool will apply a deductible of 2% per occurrence of the value of the covered damaged property at the time loss occurs, subject to a \$5,000 minimum and \$50,000 maximum per occurrence, unless a higher deductible is scheduled at the damaged location.

**Annual Comparison of 2020 and 2019 contributions.**  
**Loss Ratios based on participation years from 2012 to 2019**

**High Plains Metropolitan District**

Year	Contribution
2020	\$25,484.00
2019	\$24,227.21
Difference	\$1,256.79
% Difference	5.19%

General Liability	Contribution	TOE
Yr. 2020	\$2,651.00	\$1,035,000.00
Yr. 2019	\$2,292.06	\$862,936.00
Difference	\$358.94	\$172,064.00
% Difference	15.66%	172064.00%
Loss Ratio	0.00%	

Equipment Breakdown	Contribution
Yr. 2020	\$331.00
Yr. 2019	\$320.42
Difference	\$10.58
% Difference	3.30%
Loss Ratio	0.00%

Auto Liability	Contribution	Auto Count
Yr. 2020	\$132.00	0
Yr. 2019	\$132.00	0
Difference	\$0.00	0
% Difference	0.00%	0.00%
Loss Ratio	0.00%	

Crime	Contribution
Yr. 2020	\$135.00
Yr. 2019	\$133.31
Difference	\$1.69
% Difference	1.27%
Loss Ratio	0.00%

Auto Physical Damage	Contribution	TIV
Yr. 2020	\$65.00	\$0.00
Yr. 2019	\$65.00	\$0.00
Difference	\$0.00	\$0.00
% Difference	0.00%	0.00%
Loss Ratio	0.00%	

Public Officials Liability	Contribution	EE Count
Yr. 2020	\$1,163.00	0
Yr. 2019	\$1,163.00	0
Difference	\$0.00	0
% Difference	0.00%	0.00%
Loss Ratio	0.00%	

Property Incl IM	Contribution	TIV
Yr. 2020	\$19,445.00	\$10,099,322.00
Yr. 2019	\$18,601.45	\$9,872,264.30
Difference	\$843.55	\$227,057.70
% Difference	4.53%	2.30%
Loss Ratio	10.86%	

Excess Liability	Contribution
Yr. 2020	\$1,250.00
Yr. 2019	\$1,250.00
Difference	\$0.00
% Difference	0.00%
Loss Ratio	0.00%

Earthquake	Contribution
Yr. 2020	\$0.00
Yr. 2019	\$0.00
Difference	\$0.00
% Difference	0.00%
Loss Ratio	0.00%

Flood	Contribution
Yr. 2020	\$0.00
Yr. 2019	\$0.00
Difference	\$0.00
% Difference	0.00%
Loss Ratio	0.00%

No Fault	Contribution
Yr. 2020	\$312.00
Yr. 2019	\$269.97
Difference	\$42.03
% Difference	15.57%
Loss Ratio	0.00%

**General Liability Schedule  
Metropolitan District**

**Proposal Number:** POL-0002507

**Coverage Period:** 1/1/2020 - EOD 12/31/2020

**Named Member:** High Plains Metropolitan District

**Broker:**

Code	Description	Unit	Amount	Effective Date	Expiration Date
1	1-Number of Skate Board Parks	Total		1/1/2020	12/31/2020
2	2-Number of Diving Boards	0		1/1/2020	12/31/2020
3	3-Number of Water Slides	0		1/1/2020	12/31/2020
4	4-Maximum Bond Issued	Dollars	24,000,000.00	1/1/2020	12/31/2020
5	5-Number of Bonds Issued	Total	1.00	1/1/2020	12/31/2020
20	20-Day Care Operations - Total Annual Payroll	Dollars	0.00	1/1/2020	12/31/2020
30	30-Number of EMT Personnel	0		1/1/2020	12/31/2020
32	32-Paid Firefighters - (Not EMT)	Total		1/1/2020	12/31/2020
37	37-Pipe Line - Under Drain	Miles	0.00	1/1/2020	12/31/2020
39	39-Pipe Line	Miles		1/1/2020	12/31/2020
43	43-Pipe Line - Sewer / Storm Drainage Combined	Miles		1/1/2020	12/31/2020
50	50-Number of Teachers	Total		1/1/2020	12/31/2020
70	70-Number of Golf Courses	Total		1/1/2020	12/31/2020
80	80-Number of Go Cart Tracks	Total	0.00	1/1/2020	12/31/2020
98	98-Additional First Named Members	Total	0.00	1/1/2020	12/31/2020
105	105-Total Operating Expenses - Any other	Dollars	772,000.00	1/1/2020	12/31/2020
130	105-Total Operating Expenses - Park & Recreation	0	35,000.00	1/1/2020	12/31/2020
131	131-Total Operating Expenses - Cemetery	Dollars		1/1/2020	12/31/2020
132	132-Total Operating Expenses - Soil & Water Conse	Dollars		1/1/2020	12/31/2020

133	133-Total Operating Expenses - Pest Control	Dollars		1/1/2020	12/31/2020
134	134-Total Operating Expenses - Hospital / Health	Dollars		1/1/2020	12/31/2020
135	135-Total Operating Expenses - Drainage	Dollars		1/1/2020	12/31/2020
136	136-Total Operating Expenses - Library	Dollars		1/1/2020	12/31/2020
137	137-Total Operating Expenses - Water Control	Dollars		1/1/2020	12/31/2020
138	138-Total Operating Expenses - Fire / Ambulance	Dollars		1/1/2020	12/31/2020
139	139-Total Operating Expenses - Water	Dollars		1/1/2020	12/31/2020
140	140-Total Operating Expenses - Irrigation	Dollars	125,000.00	1/1/2020	12/31/2020
141	141-Total Operating Expenses - Sanitation	Dollars	103,000.00	1/1/2020	12/31/2020
142	142-Total Operating Expenses - Transit	Dollars		1/1/2020	12/31/2020
143	143-Total Operating Expenses - Improvement	Dollars		1/1/2020	12/31/2020
151	151-Total Operating Expenses - Sanitation MW Discounted	Dollars	0.00	1/1/2020	12/31/2020
215	215-Buildings & Premises Occupied by District	Sq. Ft.		1/1/2020	12/31/2020
250	250-Number of Homes – Covenant Enforcement/Design Review Services under District Authority	Total	610.00	1/1/2020	12/31/2020
270	270-Number of Aboveground Storage Tanks (excluding water tanks)	Total	0.00	1/1/2020	12/31/2020
331	331-Number of Paid Firefighters - Full-Time	Total		1/1/2020	12/31/2020
332	332-Number of Paid Firefighters - Part-Time	Total		1/1/2020	12/31/2020
333	333-Number of Volunteer Firefighters	Total		1/1/2020	12/31/2020
334	334-Number of Paid EMT - Full-Time	Total	0.00	1/1/2020	12/31/2020
335	335-Number of Paid EMT - Part-Time	0	0.00	1/1/2020	12/31/2020
348	348-Number of Board Members	Total	5.00	1/1/2020	12/31/2020
350	350-Number of Permanent Employees - Full-Time	Total		1/1/2020	12/31/2020
351	351-Number of Permanent Employees - Part-Time	0	0.00	1/1/2020	12/31/2020
366	366-Total Payroll	Dollars		1/1/2020	12/31/2020

400	400-Class 1 Boats - Under 26'	Total		1/1/2020	12/31/2020
411	411-Total Water Delivered Annually - Millions of Gallons	MGAL		1/1/2020	12/31/2020
414	414-Playground/parks (Area)	Acres	4.00	1/1/2020	12/31/2020
415	415-Number of Grandstands/Stadiums	0		1/1/2020	12/31/2020
420	420-Vacant Land	Acres		1/1/2020	12/31/2020
450	450-Miles of Road Maintained	Miles	0.00	1/1/2020	12/31/2020
522	522-Number of Ponds, Lakes & Reservoirs	0		1/1/2020	12/31/2020
550	550-Fire Department Area Served	Sq Miles		1/1/2020	12/31/2020
671	671-Number of Parks	Total	2.00	1/1/2020	12/31/2020
710	710-Dams - Class 1 - Low Hazard - Total Acre-Feet	0	0.00	1/1/2020	12/31/2020
712	712-Dams - Class 1 - Low Hazard - Number of Dams	Count	0.00	1/1/2020	12/31/2020
720	720-Dams - Class 2 - Med Hazard - Total Acre-Feet	0	0.00	1/1/2020	12/31/2020
722	722-Dams - Class 2 - Med Hazard - Number of Dams	Count	0.00	1/1/2020	12/31/2020
730	730-Dams - Class 3 - High Hazard - Total Acre-Feet	0	0.00	1/1/2020	12/31/2020
732	732-Dams - Class 3 - High Hazard - Number of Dams	Count	0.00	1/1/2020	12/31/2020
811	811-Number of Spillways	Total		1/1/2020	12/31/2020
900	900-Services Contracted out to Others	Dollars	570,035.00	1/1/2020	12/31/2020
924	924-Revenue from use of Swimming Pools	Dollars		1/1/2020	12/31/2020
925	925-Number of Swimming Pools	Total		1/1/2020	12/31/2020
945	945-Number of Sewage Taps	Total		1/1/2020	12/31/2020
946	946-Number of Water Mains or Connections	Total		1/1/2020	12/31/2020
947	947-Sewer and/or Sanitation Line Maintenance (budget)	Dollars		1/1/2020	12/31/2020
948	948-Water Line Maintenance (budget)	Dollars		1/1/2020	12/31/2020
997	997-Number of district sponsored Events/Fundraisers - No Alcohol Served	Total		1/1/2020	12/31/2020
998	998-Number of District sponsored Events/Fundraisers – With Alcohol Served	Total		1/1/2020	12/31/2020

999	999-Prior Acts Coverage Under a Previous "Claims Made" Policy	0		1/1/2020	12/31/2020
341	341-Club/Recreation/Camp Volunteers	Total	0.00	1/1/2020	12/31/2020
342	342-Day Care Volunteers	Total	0.00	1/1/2020	12/31/2020
344	344-Event Organizer Volunteers	Total	0.00	1/1/2020	12/31/2020
345	345-General Volunteers	Total	0.00	1/1/2020	12/31/2020

**If your district has exposures not listed on the General Liability schedule above, such as airplanes, security staff, bridges, drones, etc., please furnish details. Certain activities may be excluded or restricted.**



Property Schedule

Coverage Period: 1/1/2020-EOD 12/31/2020

**Named Member:**

High Plains Metropolitan District

**Broker:**

T. Charles Wilson Insurance Service

Per Occurrence Deductible: \$5,000.00

Location/Premise Address / Description	Construction Class	Prot. Class	Valuation	Values	Property Contrib.	Quake Contrib.	Flood Contrib.
--	--------------------	-------------	-----------	--------	-------------------	----------------	----------------

Location / Premise#	Unique#	60621P13306	Fire Resistive	3	Replacement	Buildings:	\$ 0.00	\$ 5	\$	\$
One (1) mail Kiosk	<b>Year Built:</b>	2006	<b>Term:</b>	1/1/2020 to 12/31/2020		<b>Contents:</b>	\$ 0.00			
County Line & Blackstone Parkway	<b>Sq. Feet:</b>		<b>County:</b>	Douglas	Ded:	\$5,000.00	<b>EDP:</b>	\$ 0.00		
Denver, CO 80202	<b># Stories</b>		<b>Flood Zone:</b>	Zone X			<b>Business Inc:</b>	\$ 0.00		
<b>NOC Equipment Breakdown Applies:</b> No	<b>Excess Quake Applies:</b> No		<b>Excess Flood Applies:</b> No				<b>UG Pipes:</b>	\$ 0.00		
							<b>Otherwise Classified:</b>	\$2,221.00		

Location / Premise#	Unique#	60621P13307	Fire Resistive	3	Replacement	Buildings:	\$ 0.00	\$ 44	\$	\$
Nine (9) mail Kiosks valued at \$2000 each	<b>Year Built:</b>	2006	<b>Term:</b>	1/1/2020 to 12/31/2020		<b>Contents:</b>	\$ 0.00			
Blackstone Pkwy (Mineral & Powhatan)	<b>Sq. Feet:</b>		<b>County:</b>	Douglas	Ded:	\$5,000.00	<b>EDP:</b>	\$ 0.00		
Denver, CO 80202	<b># Stories</b>		<b>Flood Zone:</b>	Zone X			<b>Business Inc:</b>	\$ 0.00		
<b>NOC Equipment Breakdown Applies:</b> No	<b>Excess Quake Applies:</b> No		<b>Excess Flood Applies:</b> No				<b>UG Pipes:</b>	\$ 0.00		
							<b>Otherwise Classified:</b>	\$19,986.00		

Location / Premise#	Unique#	60621P13308	Fire Resistive	3	Replacement	Buildings:	\$ 0.00	\$148	\$	\$
Fifteen (15) Light Poles values at \$4000 each	<b>Year Built:</b>	0	<b>Term:</b>	1/1/2020 to 12/31/2020		<b>Contents:</b>	\$ 0.00			
Country Club Pkwy (Smoky Hill & Ctny Lin	<b>Sq. Feet:</b>		<b>County:</b>	Douglas	Ded:	\$5,000.00	<b>EDP:</b>	\$ 0.00		
Denver, CO 80202	<b># Stories</b>		<b>Flood Zone:</b>	Zone X			<b>Business Inc:</b>	\$ 0.00		
<b>NOC Equipment Breakdown Applies:</b> Yes	<b>Excess Quake Applies:</b> No		<b>Excess Flood Applies:</b> No				<b>UG Pipes:</b>	\$ 0.00		
							<b>Otherwise Classified:</b>	\$66,621.00		

**Property Schedule**

Coverage Period: 1/1/2020-EOD 12/31/2020

**Named Member:**

High Plains Metropolitan District

**Broker:**

T. Charles Wilson Insurance Service

Per Occurrence Deductible: \$5,000.00

Location/Premise Address / Description	Construction Class	Prot. Class	Valuation	Values	Property Contrib.	Quake Contrib.	Flood Contrib.
--	--------------------	-------------	-----------	--------	-------------------	----------------	----------------

<b>Location / Premise#</b>		<b>Unique#</b>	60621P13309	Fire Resistive	3	Replacement	<b>Buildings:</b>	\$ 0.00	\$148	\$	\$
Fifteen (15) Lights valued at \$4000 each	<b>Year Built:</b>	0	<b>Term:</b>	1/1/2020 to 12/31/2020		<b>Contents:</b>	\$ 0.00				
Blackstone Pkwy (Mineral and Powhatan)	<b>Sq. Feet:</b>		<b>County:</b>	Douglas	Ded:	\$5,000.00	<b>EDP:</b>	\$ 0.00			
							<b>Business Inc:</b>	\$ 0.00			
Denver, CO 80202	<b># Stories</b>		<b>Flood Zone:</b>	Zone X			<b>UG Pipes:</b>	\$ 0.00			
<b>NOC Equipment Breakdown Applies:</b> Yes	<b>Excess Quake Applies:</b>	No	<b>Excess Flood Applies:</b>	No			<b>Otherwise Classified:</b>	\$66,621.00			

<b>Location / Premise#</b>		<b>Unique#</b>	60621P13312	Fire Resistive	3	Replacement	<b>Buildings:</b>	\$ 0.00	\$ 44	\$	\$
Nine (9) Mail Kiosks valued at \$2000 each	<b>Year Built:</b>	2006	<b>Term:</b>	1/1/2020 to 12/31/2020		<b>Contents:</b>	\$ 0.00				
County Club Pkwy & Smoky Hill	<b>Sq. Feet:</b>		<b>County:</b>	Douglas	Ded:	\$5,000.00	<b>EDP:</b>	\$ 0.00			
							<b>Business Inc:</b>	\$ 0.00			
Denver, CO 80202	<b># Stories</b>		<b>Flood Zone:</b>	Zone X			<b>UG Pipes:</b>	\$ 0.00			
<b>NOC Equipment Breakdown Applies:</b> No	<b>Excess Quake Applies:</b>	No	<b>Excess Flood Applies:</b>	No			<b>Otherwise Classified:</b>	\$19,986.00			

<b>Location / Premise#</b>		<b>Unique#</b>	60621P13313	Frame	3	Replacement	<b>Buildings:</b>	\$ 0.00	\$ 3	\$	\$
Two (2) Dog Stations valued at \$600 each	<b>Year Built:</b>	2006	<b>Term:</b>	1/1/2020 to 12/31/2020		<b>Contents:</b>	\$ 0.00				
Blackstone Pkwy (Mineral & Powhatan)	<b>Sq. Feet:</b>		<b>County:</b>	Douglas	Ded:	\$5,000.00	<b>EDP:</b>	\$ 0.00			
							<b>Business Inc:</b>	\$ 0.00			
Denver, CO 80202	<b># Stories</b>		<b>Flood Zone:</b>	Zone X			<b>UG Pipes:</b>	\$ 0.00			
<b>NOC Equipment Breakdown Applies:</b> No	<b>Excess Quake Applies:</b>	No	<b>Excess Flood Applies:</b>	No			<b>Otherwise Classified:</b>	\$1,321.00			

Property Schedule

Coverage Period: 1/1/2020-EOD 12/31/2020

**Named Member:**

High Plains Metropolitan District

**Broker:**

T. Charles Wilson Insurance Service

Per Occurrence Deductible: \$5,000.00

Location/Premise Address / Description	Construction Class	Prot. Class	Valuation	Values	Property Contrib.	Quake Contrib.	Flood Contrib.
--	--------------------	-------------	-----------	--------	-------------------	----------------	----------------

<b>Location / Premise#</b>	004-001	<b>Unique#</b>	60621P9848	Frame	3	Replacement	<b>Buildings:</b>	\$ 0.00	\$188	\$	\$
Decorative Skylight Structure		<b>Year Built:</b>	2006	<b>Term:</b>	1/1/2020 to 12/31/2020		<b>Contents:</b>	\$ 0.00			
7661 S. Blackstone Pkwy		<b>Sq. Feet:</b>	2000	<b>County:</b>	Douglas	<b>Ded:</b>	\$5,000.00	<b>EDP:</b>	\$ 0.00		
Denver, CO 80202		<b># Stories</b>	1.00	<b>Flood Zone:</b>	Zone X		<b>Business Inc:</b>	\$ 0.00			
<b>NOC Equipment Breakdown Applies:</b> Yes		<b>Excess Quake Applies:</b> No		<b>Excess Flood Applies:</b> No			<b>Otherwise Classified:</b>	\$114,333.00			

<b>Location / Premise#</b>	005-001	<b>Unique#</b>	60621P9849	Frame	3	Replacement	<b>Buildings:</b>	\$ 0.00	\$267	\$	\$
Playground		<b>Year Built:</b>	2008	<b>Term:</b>	1/1/2020 to 12/31/2020		<b>Contents:</b>	\$ 0.00			
E. Canyon Rd		<b>Sq. Feet:</b>		<b>County:</b>	Douglas	<b>Ded:</b>	\$5,000.00	<b>EDP:</b>	\$ 0.00		
Denver, CO 80202		<b># Stories</b>	1.00	<b>Flood Zone:</b>	Zone X		<b>Business Inc:</b>	\$ 0.00			
<b>NOC Equipment Breakdown Applies:</b> Yes		<b>Excess Quake Applies:</b> No		<b>Excess Flood Applies:</b> No			<b>Otherwise Classified:</b>	\$162,354.00			

<b>Location / Premise#</b>	006-001	<b>Unique#</b>	60621P9850	Frame	3	Replacement	<b>Buildings:</b>	\$ 0.00	\$267	\$	\$
Playground		<b>Year Built:</b>	2008	<b>Term:</b>	1/1/2020 to 12/31/2020		<b>Contents:</b>	\$ 0.00			
E. Clifton Drive & Country Club		<b>Sq. Feet:</b>		<b>County:</b>	Douglas	<b>Ded:</b>	\$5,000.00	<b>EDP:</b>	\$ 0.00		
Denver, CO 80202		<b># Stories</b>	1.00	<b>Flood Zone:</b>	Zone X		<b>Business Inc:</b>	\$ 0.00			
<b>NOC Equipment Breakdown Applies:</b> Yes		<b>Excess Quake Applies:</b> No		<b>Excess Flood Applies:</b> No			<b>Otherwise Classified:</b>	\$162,354.00			

Property Schedule

Coverage Period: 1/1/2020-EOD 12/31/2020

**Named Member:**

High Plains Metropolitan District

**Broker:**

T. Charles Wilson Insurance Service

Per Occurrence Deductible: \$5,000.00

Location/Premise Address / Description	Construction Class	Prot. Class	Valuation	Values	Property Contrib.	Quake Contrib.	Flood Contrib.
--	--------------------	-------------	-----------	--------	-------------------	----------------	----------------

<b>Location / Premise#</b>		<b>Unique#</b>	60621P13310	Frame	3	Replacement	<b>Buildings:</b>	\$ 0.00	\$ 10	\$	\$
Two (2) Mail Kiosks	<b>Year Built:</b>	2006	<b>Term:</b>	1/1/2020 to 12/31/2020		<b>Contents:</b>	\$ 0.00				
7661 S. Blackstone	<b>Sq. Feet:</b>		<b>County:</b>	Douglas	Ded:	\$5,000.00	<b>EDP:</b>	\$ 0.00			
							<b>Business Inc:</b>	\$ 0.00			
Denver, CO 80202	<b># Stories</b>		<b>Flood Zone:</b>	Zone X			<b>UG Pipes:</b>	\$ 0.00			
<b>NOC Equipment Breakdown Applies:</b> No	<b>Excess Quake Applies:</b> No		<b>Excess Flood Applies:</b> No				<b>Otherwise Classified:</b>	\$4,405.00			

<b>Location / Premise#</b>		<b>Unique#</b>	60621P13311	Frame	3	Replacement	<b>Buildings:</b>	\$ 0.00	\$ 3	\$	\$
Two (2) Dog Stations valued at \$600 each	<b>Year Built:</b>	2006	<b>Term:</b>	1/1/2020 to 12/31/2020		<b>Contents:</b>	\$ 0.00				
7661 S. Blackstone	<b>Sq. Feet:</b>		<b>County:</b>	Douglas	Ded:	\$5,000.00	<b>EDP:</b>	\$ 0.00			
							<b>Business Inc:</b>	\$ 0.00			
Denver, CO 80202	<b># Stories</b>		<b>Flood Zone:</b>	Zone X			<b>UG Pipes:</b>	\$ 0.00			
<b>NOC Equipment Breakdown Applies:</b> No	<b>Excess Quake Applies:</b> No		<b>Excess Flood Applies:</b> No				<b>Otherwise Classified:</b>	\$1,321.00			

<b>Location / Premise#</b>		<b>Unique#</b>	60621P13299	Frame	3	Replacement	<b>Buildings:</b>	\$ 0.00	\$ 5	\$	\$
ONE (1) Backflow Preventer	<b>Year Built:</b>	0	<b>Term:</b>	1/1/2020 to 12/31/2020		<b>Contents:</b>	\$ 0.00				
City Water Tank Park	<b>Sq. Feet:</b>		<b>County:</b>	Douglas	Ded:	\$5,000.00	<b>EDP:</b>	\$ 0.00			
							<b>Business Inc:</b>	\$ 0.00			
Denver, CO 80202	<b># Stories</b>		<b>Flood Zone:</b>	Zone X			<b>UG Pipes:</b>	\$ 0.00			
<b>NOC Equipment Breakdown Applies:</b> Yes	<b>Excess Quake Applies:</b> No		<b>Excess Flood Applies:</b> No				<b>Otherwise Classified:</b>	\$2,202.00			

**Property Schedule**

Coverage Period: 1/1/2020-EOD 12/31/2020

**Named Member:**

High Plains Metropolitan District

**Broker:**

T. Charles Wilson Insurance Service

Per Occurrence Deductible: \$5,000.00

Location/Premise Address / Description	Construction Class	Prot. Class	Valuation	Values	Property Contrib.	Quake Contrib.	Flood Contrib.
--	--------------------	-------------	-----------	--------	-------------------	----------------	----------------

<b>Location / Premise#</b>		<b>Unique#</b>	60621P13300	Frame	3	Replacement	<b>Buildings:</b>	\$ 0.00	\$ 59	\$	\$
Eleven (11) Rain Bird and One (1) Hunter ACC 36 controllers Valued at \$2000 each	<b>Year Built:</b>	2006	<b>Term:</b>	1/1/2020 to 12/31/2020		<b>Contents:</b>	\$ 0.00				
Throughout District	<b>Sq. Feet:</b>		<b>County:</b>	Douglas	Ded:	\$5,000.00	<b>EDP:</b>	\$ 0.00			
Denver, CO 80202	<b># Stories</b>		<b>Flood Zone:</b>	Zone X			<b>Business Inc:</b>	\$ 0.00			
<b>NOC Equipment Breakdown Applies:</b> Yes	<b>Excess Quake Applies:</b> No		<b>Excess Flood Applies:</b> No				<b>UG Pipes:</b>	\$ 0.00			
							<b>Otherwise Classified:</b>	\$26,429.00			

<b>Location / Premise#</b>		<b>Unique#</b>	60621P13301	Frame	3	Replacement	<b>Buildings:</b>	\$ 0.00	\$7,341	\$	\$
Landscaping, Shrubs, Plants, Decorative Rock - Throughout District	<b>Year Built:</b>	2006	<b>Term:</b>	1/1/2020 to 12/31/2020		<b>Contents:</b>	\$ 0.00				
Throughout District	<b>Sq. Feet:</b>		<b>County:</b>	Douglas	Ded:	\$5,000.00	<b>EDP:</b>	\$ 0.00			
Denver, CO 80202	<b># Stories</b>		<b>Flood Zone:</b>	Zone X			<b>Business Inc:</b>	\$ 0.00			
<b>NOC Equipment Breakdown Applies:</b> No	<b>Excess Quake Applies:</b> No		<b>Excess Flood Applies:</b> No				<b>UG Pipes:</b>	\$ 0.00			
							<b>Otherwise Classified:</b>	\$3,303,673.00			

<b>Location / Premise#</b>		<b>Unique#</b>	60621P13302	Frame	2	Replacement	<b>Buildings:</b>	\$ 0.00	\$2,503	\$	\$
1385 Trees and 473 Pines Average \$551 each	<b>Year Built:</b>	2006	<b>Term:</b>	1/1/2020 to 12/31/2020		<b>Contents:</b>	\$ 0.00				
Throughout District	<b>Sq. Feet:</b>		<b>County:</b>	Douglas	Ded:	\$5,000.00	<b>EDP:</b>	\$ 0.00			
							<b>Business Inc:</b>	\$ 0.00			

Property Schedule

Coverage Period: 1/1/2020-EOD 12/31/2020

**Named Member:**

High Plains Metropolitan District

**Broker:**

T. Charles Wilson Insurance Service

Per Occurrence Deductible: \$5,000.00

Location/Premise Address / Description	Construction Class	Prot. Class	Valuation	Values	Property Contrib.	Quake Contrib.	Flood Contrib.
--	--------------------	-------------	-----------	--------	-------------------	----------------	----------------

Denver, CO 80202	# Stories		Flood Zone:	Zone X		UG Pipes:	\$ 0.00
<b>NOC Equipment Breakdown Applies:</b> No	<b>Excess Quake Applies:</b> No		<b>Excess Flood Applies:</b> No			<b>Otherwise Classified:</b>	\$1,126,552.00

<b>Location / Premise#</b>	<b>Unique#</b>	60621P13303	Frame	3	Replacement	<b>Buildings:</b>	\$ 0.00	\$303	\$	\$
Thirty One (31) Lights throughout District valued at \$4000 each	<b>Year Built:</b>	0	<b>Term:</b>	1/1/2020 to 12/31/2020		<b>Contents:</b>	\$ 0.00			
County Lake & Blackstone Parkway	<b>Sq. Feet:</b>		<b>County:</b>	Douglas	Ded:	\$5,000.00	<b>EDP:</b>	\$ 0.00		
							<b>Business Inc:</b>	\$ 0.00		
Denver, CO 80202	# Stories		Flood Zone:	Zone X		UG Pipes:	\$ 0.00			
<b>NOC Equipment Breakdown Applies:</b> Yes	<b>Excess Quake Applies:</b> No		<b>Excess Flood Applies:</b> No			<b>Otherwise Classified:</b>	\$136,552.00			

<b>Location / Premise#</b>	<b>Unique#</b>	60621P13304	Frame	3	Replacement	<b>Buildings:</b>	\$ 0.00	\$ 7	\$	\$
Ten (10) Benches throughout District valued at \$300 each	<b>Year Built:</b>	2006	<b>Term:</b>	1/1/2020 to 12/31/2020		<b>Contents:</b>	\$ 0.00			
County Line & Blackstone Pkwy	<b>Sq. Feet:</b>		<b>County:</b>	Douglas	Ded:	\$5,000.00	<b>EDP:</b>	\$ 0.00		
							<b>Business Inc:</b>	\$ 0.00		
Denver, CO 80202	# Stories		Flood Zone:	Zone X		UG Pipes:	\$ 0.00			
<b>NOC Equipment Breakdown Applies:</b> No	<b>Excess Quake Applies:</b> No		<b>Excess Flood Applies:</b> No			<b>Otherwise Classified:</b>	\$3,304.00			

<b>Location / Premise#</b>	<b>Unique#</b>	60621P13305	Frame	3	Replacement	<b>Buildings:</b>	\$ 0.00	\$ 3	\$	\$
Two (2) Doggy Stations valued at \$600 each	<b>Year Built:</b>	2006	<b>Term:</b>	1/1/2020 to 12/31/2020		<b>Contents:</b>	\$ 0.00			
County Line & Blackstone	<b>Sq. Feet:</b>		<b>County:</b>	Douglas	Ded:	\$5,000.00	<b>EDP:</b>	\$ 0.00		

Property Schedule

Coverage Period: 1/1/2020-EOD 12/31/2020

**Named Member:**

High Plains Metropolitan District

**Broker:**

T. Charles Wilson Insurance Service

Per Occurrence Deductible: \$5,000.00

Location/Premise Address / Description	Construction Class	Prot. Class	Valuation	Values	Property Contrib.	Quake Contrib.	Flood Contrib.
--	--------------------	-------------	-----------	--------	-------------------	----------------	----------------

Parkway				as			<b>Business Inc:</b>	\$ 0.00
Denver, CO 80202	<b># Stories</b>		<b>Flood Zone:</b>	Zone X			<b>UG Pipes:</b>	\$ 0.00
<b>NOC Equipment Breakdown Applies: No</b>	<b>Excess Quake Applies: No</b>		<b>Excess Flood Applies: No</b>				<b>Otherwise Classified:</b>	\$1,321.00

<b>Location / Premise#</b>	002-002	<b>Unique#</b>	60621P9845	Noncombustible	3	Replacement	<b>Buildings:</b>	\$ 0.00	\$5,072	\$	\$
Monumentation		<b>Year Built:</b>	2006	<b>Term:</b>	1/1/2020 to 12/31/2020		<b>Contents:</b>	\$ 0.00			
Country Club Pkwy & E. Smoky Hill Rd		<b>Sq. Feet:</b>		<b>County:</b>	Douglas	Ded:	\$5,000.00	<b>EDP:</b>	\$ 0.00		
								<b>Business Inc:</b>	\$ 0.00		
Denver, CO 80202	<b># Stories</b>		<b>Flood Zone:</b>	Zone X			<b>UG Pipes:</b>	\$ 0.00			
<b>NOC Equipment Breakdown Applies: No</b>	<b>Excess Quake Applies: No</b>		<b>Excess Flood Applies: No</b>				<b>Otherwise Classified:</b>	\$3,081,677.00			

<b>Location / Premise#</b>	003-001	<b>Unique#</b>	60621P9846	Noncombustible	3	Replacement	<b>Buildings:</b>	\$ 0.00	\$1,993	\$	\$
4X6 Fencing		<b>Year Built:</b>	2006	<b>Term:</b>	1/1/2020 to 12/31/2020		<b>Contents:</b>	\$ 0.00			
E. Smoky Hill Rd & County Line Rd		<b>Sq. Feet:</b>	8700	<b>County:</b>	Douglas	Ded:	\$5,000.00	<b>EDP:</b>	\$ 0.00		
								<b>Business Inc:</b>	\$ 0.00		
Denver, CO 80202	<b># Stories</b>	1.00	<b>Flood Zone:</b>	Zone X			<b>UG Pipes:</b>	\$ 0.00			
<b>NOC Equipment Breakdown Applies: No</b>	<b>Excess Quake Applies: No</b>		<b>Excess Flood Applies: No</b>				<b>Otherwise Classified:</b>	\$1,210,962.00			

<b>Location / Premise#</b>	003-002	<b>Unique#</b>	60621P9847	Noncombustible	3	Replacement	<b>Buildings:</b>	\$ 0.00	\$963	\$	\$
Fence Column		<b>Year Built:</b>	2006	<b>Term:</b>	1/1/2020 to 12/31/2020		<b>Contents:</b>	\$ 0.00			
E. Smoky Hill Rd & County		<b>Sq. Feet:</b>		<b>County:</b>	Douglas	Ded:	\$5,000.00	<b>EDP:</b>	\$ 0.00		

**Property Schedule**

**Coverage Period: 1/1/2020-EOD 12/31/2020**

**Named Member:**

High Plains Metropolitan District

**Broker:**

T. Charles Wilson Insurance Service

**Per Occurrence Deductible:** \$5,000.00

Location/Premise Address / Description	Construction Class	Prot. Class	Valuation	Values	Property Contrib.	Quake Contrib.	Flood Contrib.
--	--------------------	-------------	-----------	--------	-------------------	----------------	----------------

Line Rd			as		<b>Business Inc:</b>	\$ 0.00	
Denver, CO 80202	<b># Stories</b>	1.00	<b>Flood Zone:</b>	Zone X	<b>UG Pipes:</b>	\$ 0.00	
<b>NOC Equipment Breakdown Applies:</b> No	<b>Excess Quake Applies:</b> No		<b>Excess Flood Applies:</b> No		<b>Otherwise Classified:</b>	\$585,127.00	

Totals:	<b>Buildings:</b>	\$0.00	\$19,376.00	\$0.00	\$0.00
	<b>Contents:</b>	\$0.00			
	<b>EDP:</b>	\$0.00			
	<b>Business Inc:</b>	\$0.00			
	<b>UG Pipes:</b>	\$0.00			
	<b>Otherwise Classified:</b>	\$10,099,322.00			

Minimum Property Contribution: \$400



**Named Member:**

High Plains Metropolitan District

**Broker:**

T. Charles Wilson Insurance Service

**Per Occurrence Deductible:** \$5,000.00

Code	Description	Serial Number	Model Number	Ded:	Effective	Expiration	Value	Inland Mar. Contribution
	Christmas Lights - Replacement Cost Value			\$1,000.00	1/1/2020	12/31/2020	\$40,000.00	\$67
<b>Minimum Combined Property and Inland Marine Contribution:</b>		\$400		<b>Totals:</b>		\$40,000.00		\$67.00

## Excess Liability Options Proposal For 2020

### This Proposal Does Not Bind Coverage

This report demonstrates what it would cost your district to increase coverage from your current limit of liability to a higher limit.

**Named Member:** High Plains Metropolitan District

**Certificate Number:** POL-0002507

<u>Excess Limit</u>	<u>Annual Excess Contribution</u>	<u>Change in Contribution</u>
\$1,000,000	\$588	-\$662
\$2,000,000	\$852	-\$398
\$3,000,000	\$979	-\$271
\$4,000,000	\$1,024	-\$226
\$5,000,000*	\$1,250	\$0
\$6,000,000	\$1,500	\$250
\$7,000,000	\$1,750	\$500
\$8,000,000	\$2,000	\$750

\* This is your current excess limit.

**Note: This is not your Coverage Document. It was created solely for informational purposes.**

Wednesday, December 4, 2019



## **Renewal Notice**

The annual contribution for your coverage with the Pool is due upon receipt of the invoice. To make a payment, please mail your check to

Colorado Special Districts Property & Liability Pool  
PO Box 1539  
Portland, OR 97207

For express or overnight mail services, please use the address below:

McGriff, Seibels & Williams, Inc.  
1800 SW 1<sup>st</sup> Ave, Suite 400  
Portland, OR 97201

Please include a copy of the invoice with your payment to ensure that it is accurately applied.

The Pool does not accept credit card payments; however, if you would like to make payment via wire transfer, please let us know and we will be happy to provide you with the wiring instructions.

Please be advised that in accordance with the Intergovernmental Agreement (IGA), automatic expulsion will occur on the 60<sup>th</sup> day should your account not be current. If you wish to reinstate your district's coverage after cancellation has occurred, a \$100 reinstatement fee will apply.

If your district requires a payment extension, please submit a request in writing by December 1, 2019 for consideration by the CSD Pool Board of Directors.

Another requirement for maintaining coverage with the Pool is adoption of the IGA and Resolution by each District's Board of Directors. The signed and executed agreements must be on file with the Pool Administrator within 60 days of initial binding of coverage with the Pool. This document is not required each year at renewal.

Finally, all members in the Pool must be members in good standing with the Special District Association of Colorado (SDA). The CSD Pool will non-renew coverage if the SDA determines that your membership dues are not current.

For billing questions, please contact Henry Atkinson at [hatkinson@mcgriff.com](mailto:hatkinson@mcgriff.com) or 503-943-6625.

**HIGH PLAINS METROPOLITAN DISTRICT  
GENERAL AND OPERATIONS FUNDING SCENARIOS  
FOR THE YEAR ENDING 2021**

	DRAFT 2021 BUDGET	ALTERNATIVE SCENARIO A <sup>(1)</sup>	ALTERNATIVE SCENARIO B <sup>(2)</sup>
BEGINNING FUND BALANCES - OPERATIONS AND GENERAL FUND	1,284,064	1,284,064	1,284,064
<b>Assessed Value</b>	42,571,063	42,571,063	42,571,063
<b>MILL LEVY</b>			
General	30.000	35.000	38.171
Debt Service	35.000	35.000	35.000
Capital Projects - Regional Improvement	1.113	1.113	1.113
<b>Total mill levy</b>	<u>66.113</u>	<u>71.113</u>	<u>74.284</u>
<b><u>General and Operating Revenues</u></b>			
General Fund Property Taxes	1,277,132	1,489,987	1,624,980
Specific Ownership Taxes	92,716	107,616	117,065
Operations and Related Fees	706,000	-	-
<b>Total General and Operating Revenue</b>	<u>2,075,848</u>	<u>1,597,603</u>	<u>1,742,045</u>
<b><u>General and Operating Expenditures</u></b>			
General and Administrative	210,000	210,000	210,000
Operations and Maintenance	970,000	970,000	970,000
<b>Total General and Operating Expenditures</b>	<u>1,180,000</u>	<u>1,180,000</u>	<u>1,180,000</u>
Excess of Revenue Over Expenditures	895,848	417,603	562,045
Total Available for Capital Projects/Reserves	<u>2,179,912</u>	<u>1,701,667</u>	<u>1,846,109</u>

<sup>(1)</sup> Scenario assumes the removal of operations fees and an increase in the O&M Mill Levy of 5.000 Mills

<sup>(2)</sup> Scenario assumes removal of operations fee and increasing the O&M Mill levy to voted maximum.

**HIGH PLAINS METROPOLITAN DISTRICT  
SUMMARY  
2021 BUDGET  
WITH 2019 ACTUAL AND 2020 ESTIMATED  
For the Years Ended and Ending December 31,**

10/14/20

	ACTUAL 2019	BUDGET 2020	ACTUAL 7/31/2020	ESTIMATED 2020	BUDGET 2021
BEGINNING FUND BALANCES	\$ 3,472,183	\$ 4,374,411	\$ 4,183,003	\$ 4,183,003	\$ 3,374,987
REVENUES					
Property taxes	2,267,263	2,702,547	2,680,927	2,702,547	2,814,501
Specific ownership taxes	180,963	162,153	109,392	162,153	197,015
Interest income	103,977	45,500	20,951	26,000	16,500
Operations fee (homeowners)	478,111	551,100	389,030	575,000	600,000
Operations fee (vacant lots)	60,264	28,272	28,551	48,000	30,000
Working capital	58,500	80,000	31,500	54,000	60,000
Design review fees	3,535	5,000	2,810	4,800	5,000
Legal collection fees	6,793	6,000	4,378	6,000	6,000
Violations and late fees	-	5,000	1,270	2,500	5,000
Other revenue	8,485	2,000	-	-	2,000
Total revenues	<u>3,167,891</u>	<u>3,587,572</u>	<u>3,268,809</u>	<u>3,581,000</u>	<u>3,736,016</u>
TRANSFERS IN	<u>852,042</u>	<u>950,000</u>	<u>-</u>	<u>950,000</u>	<u>1,300,000</u>
Total funds available	<u>7,492,116</u>	<u>8,911,983</u>	<u>7,451,812</u>	<u>8,714,003</u>	<u>8,411,003</u>
EXPENDITURES					
General Fund	153,884	237,000	172,914	223,238	210,000
Debt Service Fund	1,176,767	1,322,000	582,707	1,318,836	1,440,000
Capital Projects Fund	474,580	2,285,000	1,415,184	2,055,850	1,201,500
Operations Fee Fund	613,940	809,000	467,091	745,595	970,000
Capital Projects Fund - Regional Improvement Fund	37,900	45,242	45,133	45,497	47,382
Total expenditures	<u>2,457,071</u>	<u>4,698,242</u>	<u>2,683,029</u>	<u>4,389,016</u>	<u>3,868,882</u>
TRANSFERS OUT	<u>852,042</u>	<u>950,000</u>	<u>-</u>	<u>950,000</u>	<u>1,300,000</u>
Total expenditures and transfers out requiring appropriation	<u>3,309,113</u>	<u>5,648,242</u>	<u>2,683,029</u>	<u>5,339,016</u>	<u>5,168,882</u>
ENDING FUND BALANCES	<u>\$ 4,183,003</u>	<u>\$ 3,263,741</u>	<u>\$ 4,768,783</u>	<u>\$ 3,374,987</u>	<u>\$ 3,242,121</u>
EMERGENCY RESERVE	\$ 52,600	\$ 60,000	\$ 52,000	\$ 60,100	\$ 62,600
AVAILABLE FOR OPERATIONS	815,948	923,059	1,910,943	945,751	810,399
SERIES 2017 SURPLUS FUND	1,042,125	1,042,125	1,042,125	1,042,125	1,042,125
CAPITAL PROJECTS RESERVE	250,000	350,000	350,000	350,000	450,000
TOTAL RESERVE	<u>\$ 2,160,673</u>	<u>\$ 2,375,184</u>	<u>\$ 3,355,068</u>	<u>\$ 2,397,976</u>	<u>\$ 2,365,124</u>

No assurance provided. See summary of significant assumptions.

**HIGH PLAINS METROPOLITAN DISTRICT  
PROPERTY TAX SUMMARY INFORMATION  
2021 BUDGET  
WITH 2019 ACTUAL AND 2020 ESTIMATED  
For the Years Ended and Ending December 31,**

10/14/20

	ACTUAL 2019	BUDGET 2020	ACTUAL 7/31/2020	ESTIMATED 2020	BUDGET 2021
<b>ASSESSED VALUATION</b>					
Residential	\$ 27,725,282	\$ 34,657,743	\$ 34,657,743	\$ 34,657,743	\$ 37,701,453
Commercial	1,852,338	1,828,612	1,828,612	1,828,612	1,835,564
State assessed	374,650	194,010	194,010	194,010	194,505
Vacant land	4,965,820	4,197,326	4,197,326	4,197,326	2,839,541
Certified Assessed Value	<u>\$ 34,918,090</u>	<u>\$ 40,877,691</u>	<u>\$ 40,877,691</u>	<u>\$ 40,877,691</u>	<u>\$ 42,571,063</u>
<b>MILL LEVY</b>					
General	30.000	30.000	30.000	30.000	30.000
Debt Service	35.000	35.000	35.000	35.000	35.000
Capital Projects - Regional Improvement	1.105	1.113	1.113	1.113	1.113
Total mill levy	<u>66.105</u>	<u>66.113</u>	<u>66.113</u>	<u>66.113</u>	<u>66.113</u>
<b>PROPERTY TAXES</b>					
General	\$ 1,047,543	\$ 1,226,331	\$ 1,226,331	\$ 1,226,331	\$ 1,277,132
Debt Service	1,222,133	1,430,719	1,430,719	1,430,719	1,489,987
Capital Projects - Regional Improvement	38,584	45,497	45,497	45,497	47,382
Levied property taxes	2,308,260	2,702,547	2,702,547	2,702,547	2,814,500
Adjustments to actual/rounding	(8,506)	-	(21,620)	-	-
Refunds and abatements	(32,490)	-	-	-	-
Budgeted property taxes	<u>\$ 2,267,264</u>	<u>\$ 2,702,547</u>	<u>\$ 2,680,927</u>	<u>\$ 2,702,547</u>	<u>\$ 2,814,500</u>
<b>BUDGETED PROPERTY TAXES</b>					
General	<b>\$ 1,029,176</b>	<b>\$ 1,226,331</b>	<b>\$ 1,216,519</b>	<b>\$ 1,226,331</b>	<b>\$ 1,277,132</b>
Debt Service	<b>1,200,187</b>	<b>1,430,719</b>	<b>1,419,275</b>	<b>1,430,719</b>	<b>1,489,987</b>
Capital Projects - Regional Improvement	<b>37,900</b>	<b>45,497</b>	<b>45,133</b>	<b>45,497</b>	<b>47,382</b>
	<u><b>\$ 2,267,263</b></u>	<u><b>\$ 2,702,547</b></u>	<u><b>\$ 2,680,927</b></u>	<u><b>\$ 2,702,547</b></u>	<u><b>\$ 2,814,501</b></u>

No assurance provided. See summary of significant assumptions.

**HIGH PLAINS METROPOLITAN DISTRICT  
GENERAL FUND  
2021 BUDGET  
WITH 2019 ACTUAL AND 2020 ESTIMATED  
For the Years Ended and Ending December 31,**

10/14/20

	ACTUAL 2019	BUDGET 2020	ACTUAL 7/31/2020	ESTIMATED 2020	BUDGET 2021
BEGINNING FUND BALANCE	\$ 557,267	\$ 836,818	\$ 850,148	\$ 850,148	\$ 985,051
REVENUES					
Property taxes	1,029,176	1,226,331	1,216,519	1,226,331	1,277,132
Specific ownership taxes	85,150	76,310	51,197	76,310	92,716
Interest income	23,844	8,000	4,193	5,500	4,800
Other revenue	1,972	2,000	-	-	2,000
Total revenues	<u>1,140,142</u>	<u>1,312,641</u>	<u>1,271,909</u>	<u>1,308,141</u>	<u>1,376,648</u>
TRANSFERS IN					
Transfers from other funds	<u>6,623</u>	<u>-</u>	<u>-</u>	<u>-</u>	<u>-</u>
Total funds available	<u>1,704,032</u>	<u>2,149,459</u>	<u>2,122,057</u>	<u>2,158,289</u>	<u>2,361,699</u>
EXPENDITURES					
General and administrative					
Accounting	38,058	51,000	28,006	50,000	52,000
Audit	4,950	4,950	-	4,950	4,950
County Treasurer's fee	15,429	18,395	18,252	18,395	19,157
Directors' fees	3,700	6,000	3,200	4,400	2,800
Director and meeting expense	1,994	2,500	1,051	2,000	2,500
Election expense	-	25,000	39,224	39,224	-
Insurance	24,577	40,000	26,932	26,932	35,000
Legal	60,200	60,000	54,423	75,000	65,000
Engineering	953	-	-	-	-
Miscellaneous	2,040	2,000	1,193	1,500	2,000
Payroll taxes	245	459	283	337	214
Website	1,738	1,500	350	500	1,500
Contingency	-	25,196	-	-	24,879
Total expenditures	<u>153,884</u>	<u>237,000</u>	<u>172,914</u>	<u>223,238</u>	<u>210,000</u>
TRANSFERS OUT					
Transfers to other fund	<u>700,000</u>	<u>950,000</u>	<u>-</u>	<u>950,000</u>	<u>1,300,000</u>
Total expenditures and transfers out requiring appropriation	<u>853,884</u>	<u>1,187,000</u>	<u>172,914</u>	<u>1,173,238</u>	<u>1,510,000</u>
ENDING FUND BALANCE	<u>\$ 850,148</u>	<u>\$ 962,459</u>	<u>\$ 1,949,143</u>	<u>\$ 985,051</u>	<u>\$ 851,699</u>
EMERGENCY RESERVE	\$ 34,200	\$ 39,400	\$ 38,200	\$ 39,300	\$ 41,300
AVAILABLE FOR OPERATIONS	815,948	923,059	1,910,943	945,751	810,399
TOTAL RESERVE	<u>\$ 850,148</u>	<u>\$ 962,459</u>	<u>\$ 1,949,143</u>	<u>\$ 985,051</u>	<u>\$ 851,699</u>

No assurance provided. See summary of significant assumptions.

**HIGH PLAINS METROPOLITAN DISTRICT  
OPERATIONS FEE FUND  
2021 BUDGET  
WITH 2019 ACTUAL AND 2020 ESTIMATED  
For the Years Ended and Ending December 31,**

10/14/20

	ACTUAL 2019	BUDGET 2020	ACTUAL 7/31/2020	ESTIMATED 2020	BUDGET 2021
BEGINNING FUND BALANCE	\$ 353,600	\$ 310,176	\$ 352,308	\$ 352,308	\$ 299,013
REVENUES					
Interest income	5,445	9,000	1,504	2,000	1,200
Operations fee (homeowners)	478,111	551,100	389,030	575,000	600,000
Operations fee (vacant lots)	60,264	28,272	28,551	48,000	30,000
Working capital	58,500	80,000	31,500	54,000	60,000
Design review fees	3,535	5,000	2,810	4,800	5,000
Legal collection fees	6,793	6,000	4,378	6,000	6,000
Violations and late fees	-	5,000	1,270	2,500	5,000
Total revenues	<u>612,648</u>	<u>684,372</u>	<u>459,043</u>	<u>692,300</u>	<u>707,200</u>
Total funds available	<u>966,248</u>	<u>994,548</u>	<u>811,351</u>	<u>1,044,608</u>	<u>1,006,213</u>
EXPENDITURES					
Operations and maintenance					
Community activities	-	10,000	-	5,000	10,000
Contingency	-	8,915	-	-	7,915
Design review	5,630	5,000	4,940	6,500	5,000
Facilities management - contract	41,596	38,000	25,815	38,000	38,000
Facilities management - costs	11,528	10,000	5,458	10,000	10,000
Legal - collections	-	6,000	7,650	13,000	6,000
Safety and security	-	-	-	-	10,000
Miscellaneous	-	-	600	1,000	2,000
Landscape maintenance					
Flowers	45,145	45,000	16,432	30,000	45,000
Irrigation repairs and improvements	46,944	40,000	25,188	45,000	50,000
Landscape improvements	55,974	100,000	107,477	120,000	130,000
Landscape maintenance - contract	127,810	129,085	75,828	129,085	129,085
Tree and shrub replacement	19,276	100,000	95,510	95,510	125,000
Grounds & park maintenance					
Grounds maintenance	24,173	25,000	14,974	25,000	30,000
Holiday lighting	11,124	20,000	1,902	20,000	20,000
Lighting	13,048	10,000	2,493	4,500	10,000
Playground inspection and repairs	-	10,000	-	5,000	10,000
Snow removal	6,020	12,000	170	10,000	20,000
Vandalism	-	2,000	-	1,000	2,000
Utilities					
Gas and electric	8,703	10,000	3,807	7,000	10,000
Trash removal	107,640	103,000	74,393	120,000	150,000
Water - irrigation	89,329	125,000	4,454	60,000	150,000
Total expenditures	<u>613,940</u>	<u>809,000</u>	<u>467,091</u>	<u>745,595</u>	<u>970,000</u>
Total expenditures and transfers out requiring appropriation	<u>613,940</u>	<u>809,000</u>	<u>467,091</u>	<u>745,595</u>	<u>970,000</u>
ENDING FUND BALANCE	<u>\$ 352,308</u>	<u>\$ 185,548</u>	<u>\$ 344,260</u>	<u>\$ 299,013</u>	<u>\$ 36,213</u>
EMERGENCY RESERVE	<u>\$ 18,400</u>	<u>\$ 20,600</u>	<u>\$ 13,800</u>	<u>\$ 20,800</u>	<u>\$ 21,300</u>
TOTAL RESERVE	<u>\$ 18,400</u>	<u>\$ 20,600</u>	<u>\$ 13,800</u>	<u>\$ 20,800</u>	<u>\$ 21,300</u>

No assurance provided. See summary of significant assumptions.



**HIGH PLAINS METROPOLITAN DISTRICT  
DEBT SERVICE FUND  
2021 BUDGET  
WITH 2019 ACTUAL AND 2020 ESTIMATED  
For the Years Ended and Ending December 31,**

10/14/20

	ACTUAL 2019	BUDGET 2020	ACTUAL 7/31/2020	ESTIMATED 2020	BUDGET 2021
BEGINNING FUND BALANCE	\$ 1,360,847	\$ 1,527,818	\$ 1,531,197	\$ 1,531,197	\$ 1,740,923
REVENUES					
Property taxes	1,200,187	1,430,719	1,419,275	1,430,719	1,489,987
Specific ownership taxes	95,813	85,843	58,195	85,843	104,299
Interest income	51,117	24,000	9,839	12,000	9,000
Total revenues	<u>1,347,117</u>	<u>1,540,562</u>	<u>1,487,309</u>	<u>1,528,562</u>	<u>1,603,286</u>
Total funds available	<u>2,707,964</u>	<u>3,068,380</u>	<u>3,018,506</u>	<u>3,059,759</u>	<u>3,344,209</u>
EXPENDITURES					
Debt Service					
Bond interest - Series 2017	1,123,325	1,121,925	560,963	1,121,925	1,114,925
Bond principal - Series 2017	35,000	175,000	-	175,000	300,000
County Treasurer's fee	17,992	21,461	21,294	21,461	22,350
Paying agent fees	450	450	450	450	450
Contingency	-	3,164	-	-	2,275
Total expenditures	<u>1,176,767</u>	<u>1,322,000</u>	<u>582,707</u>	<u>1,318,836</u>	<u>1,440,000</u>
Total expenditures and transfers out requiring appropriation	<u>1,176,767</u>	<u>1,322,000</u>	<u>582,707</u>	<u>1,318,836</u>	<u>1,440,000</u>
ENDING FUND BALANCE	<u>\$ 1,531,197</u>	<u>\$ 1,746,380</u>	<u>\$ 2,435,799</u>	<u>\$ 1,740,923</u>	<u>\$ 1,904,209</u>
SERIES 2017 SURPLUS FUND	<u>\$ 1,042,125</u>	<u>\$ 1,042,125</u>	<u>\$ 1,042,125</u>	<u>\$ 1,042,125</u>	<u>\$ 1,042,125</u>
TOTAL RESERVE	<u>\$ 1,042,125</u>	<u>\$ 1,042,125</u>	<u>\$ 1,042,125</u>	<u>\$ 1,042,125</u>	<u>\$ 1,042,125</u>

No assurance provided. See summary of significant assumptions.

**HIGH PLAINS METROPOLITAN DISTRICT  
CAPITAL PROJECTS FUND  
2021 BUDGET  
WITH 2019 ACTUAL AND 2020 ESTIMATED  
For the Years Ended and Ending December 31,**

10/14/20

	ACTUAL 2019	BUDGET 2020	ACTUAL 7/31/2020	ESTIMATED 2020	BUDGET 2021
BEGINNING FUND BALANCE	\$ 1,048,428	\$ 1,699,854	\$ 1,449,350	\$ 1,449,350	\$ 350,000
REVENUES					
Interest income	23,570	4,500	5,415	6,500	1,500
Other revenue	6,513	-	-	-	-
Total revenues	<u>30,083</u>	<u>4,500</u>	<u>5,415</u>	<u>6,500</u>	<u>1,500</u>
TRANSFERS IN					
Transfers from other funds	<u>845,419</u>	<u>950,000</u>	<u>-</u>	<u>950,000</u>	<u>1,300,000</u>
Total funds available	<u>1,923,930</u>	<u>2,654,354</u>	<u>1,454,765</u>	<u>2,405,850</u>	<u>1,651,500</u>
EXPENDITURES					
Capital Projects					
Repay developer advance	-	-	-	331,500	-
Legal	6,506	-	-	-	-
Entryways	31,131	400,000	122,343	225,000	-
Medians	-	250,000	-	24,350	-
Monumentation	65,132	320,000	272,419	300,000	-
Park Improvements	371,811	1,315,000	1,020,422	1,175,000	-
Capital outlay	-	-	-	-	1,201,500
Total expenditures	<u>474,580</u>	<u>2,285,000</u>	<u>1,415,184</u>	<u>2,055,850</u>	<u>1,201,500</u>
Total expenditures and transfers out requiring appropriation	<u>474,580</u>	<u>2,285,000</u>	<u>1,415,184</u>	<u>2,055,850</u>	<u>1,201,500</u>
ENDING FUND BALANCE	<u>\$ 1,449,350</u>	<u>\$ 369,354</u>	<u>\$ 39,581</u>	<u>\$ 350,000</u>	<u>\$ 450,000</u>
CAPITAL PROJECTS RESERVE	<u>\$ 250,000</u>	<u>\$ 350,000</u>	<u>\$ 350,000</u>	<u>\$ 350,000</u>	<u>\$ 450,000</u>
TOTAL RESERVE	<u>\$ 250,000</u>	<u>\$ 350,000</u>	<u>\$ 350,000</u>	<u>\$ 350,000</u>	<u>\$ 450,000</u>

No assurance provided. See summary of significant assumptions.

**HIGH PLAINS METROPOLITAN DISTRICT  
CAPITAL PROJECTS - REGIONAL IMPROVEMENT FUND  
2021 BUDGET  
WITH 2019 ACTUAL AND 2020 ESTIMATED  
For the Years Ended and Ending December 31,**

10/14/20

	ACTUAL 2019	BUDGET 2020	ACTUAL 7/31/2020	ESTIMATED 2020	BUDGET 2021
BEGINNING FUND BALANCE	\$ 152,041	\$ (255)	\$ -	\$ -	\$ -
REVENUES					
Property taxes - Regional mill levy	37,900	45,497	45,133	45,497	47,382
Interest income	1	-	-	-	-
Total revenues	<u>37,901</u>	<u>45,497</u>	<u>45,133</u>	<u>45,497</u>	<u>47,382</u>
Total funds available	<u>189,942</u>	<u>45,242</u>	<u>45,133</u>	<u>45,497</u>	<u>47,382</u>
EXPENDITURES					
Capital Projects					
County Treasurer fees - Regional mill levy	568	682	677	682	711
Regional mill levy - Payment to SARIA	37,332	44,560	44,456	44,815	46,671
Total expenditures	<u>37,900</u>	<u>45,242</u>	<u>45,133</u>	<u>45,497</u>	<u>47,382</u>
TRANSFERS OUT					
Transfers to other fund	<u>152,042</u>	<u>-</u>	<u>-</u>	<u>-</u>	<u>-</u>
Total expenditures and transfers out requiring appropriation	<u>189,942</u>	<u>45,242</u>	<u>45,133</u>	<u>45,497</u>	<u>47,382</u>
ENDING FUND BALANCE	<u>\$ -</u>	<u>\$ -</u>	<u>\$ -</u>	<u>\$ -</u>	<u>\$ -</u>

No assurance provided. See summary of significant assumptions.